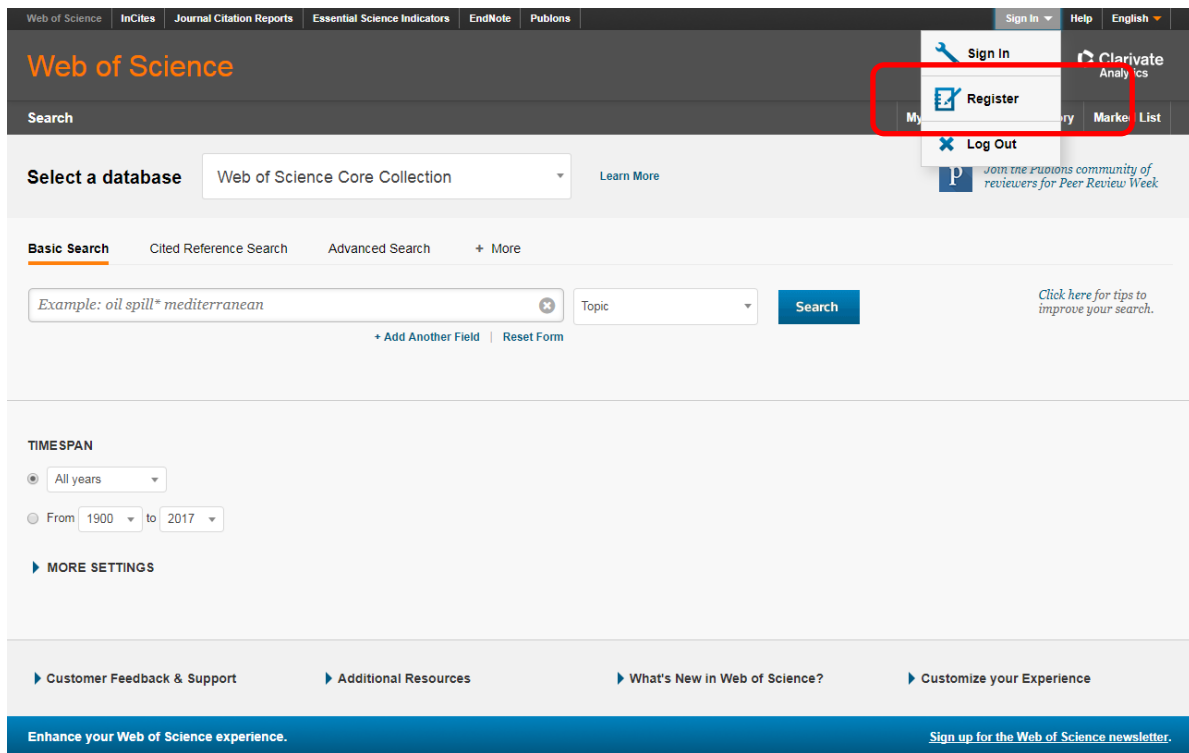
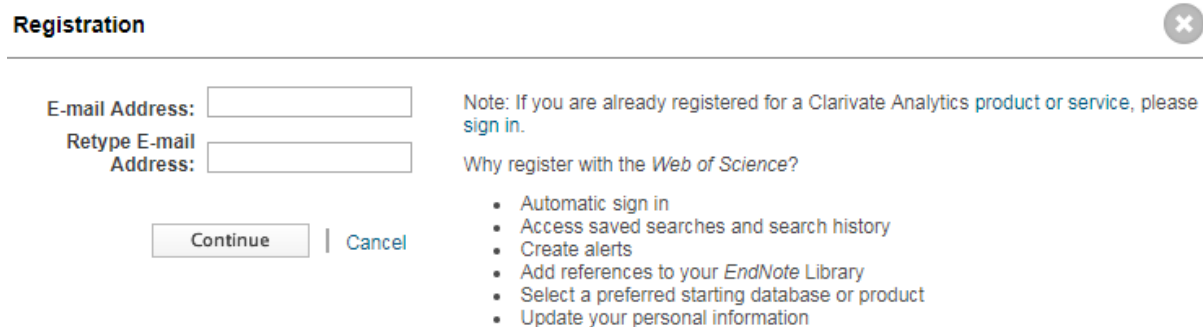


1. Ensure you are on authorized IP addresses range



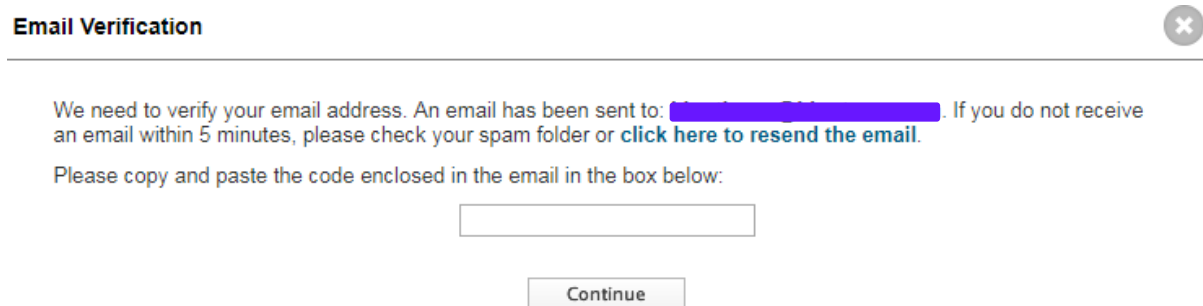
The screenshot shows the Web of Science homepage. At the top, there is a navigation bar with links for 'Web of Science', 'InCites', 'Journal Citation Reports', 'Essential Science Indicators', 'EndNote', and 'Publons'. On the right side of the navigation bar, there are links for 'Sign In', 'Help', and 'English'. Below the navigation bar, the 'Web of Science' logo is displayed. A search bar is present with the text 'Example: oil spill* mediterranean'. Below the search bar, there are options for 'Basic Search', 'Cited Reference Search', and 'Advanced Search'. A 'Timespan' section allows users to select a time range, with 'All years' selected. At the bottom of the page, there are links for 'Customer Feedback & Support', 'Additional Resources', 'What's New in Web of Science?', and 'Customize your Experience'. A blue banner at the very bottom encourages users to 'Sign up for the Web of Science newsletter'.

2. Register for an Account



The screenshot shows the 'Registration' form. It includes a title 'Registration' with a close button (X) in the top right corner. The form has two input fields for 'E-mail Address' and 'Retype E-mail Address'. Below these fields are 'Continue' and 'Cancel' buttons. To the right of the input fields, there is a note: 'Note: If you are already registered for a Clarivate Analytics product or service, please sign in.' Below the note, there is a section titled 'Why register with the Web of Science?' with a bulleted list of benefits: 'Automatic sign in', 'Access saved searches and search history', 'Create alerts', 'Add references to your EndNote Library', 'Select a preferred starting database or product', and 'Update your personal information'.

3. Follow on screen instructions



The screenshot shows the 'Email Verification' screen. It has a title 'Email Verification' with a close button (X) in the top right corner. The main text reads: 'We need to verify your email address. An email has been sent to: [redacted]. If you do not receive an email within 5 minutes, please check your spam folder or [click here to resend the email](#).' Below this text, there is a prompt: 'Please copy and paste the code enclosed in the email in the box below:' followed by an empty input field. At the bottom of the screen, there is a 'Continue' button.

Email verification, please go to your inbox to activate it.